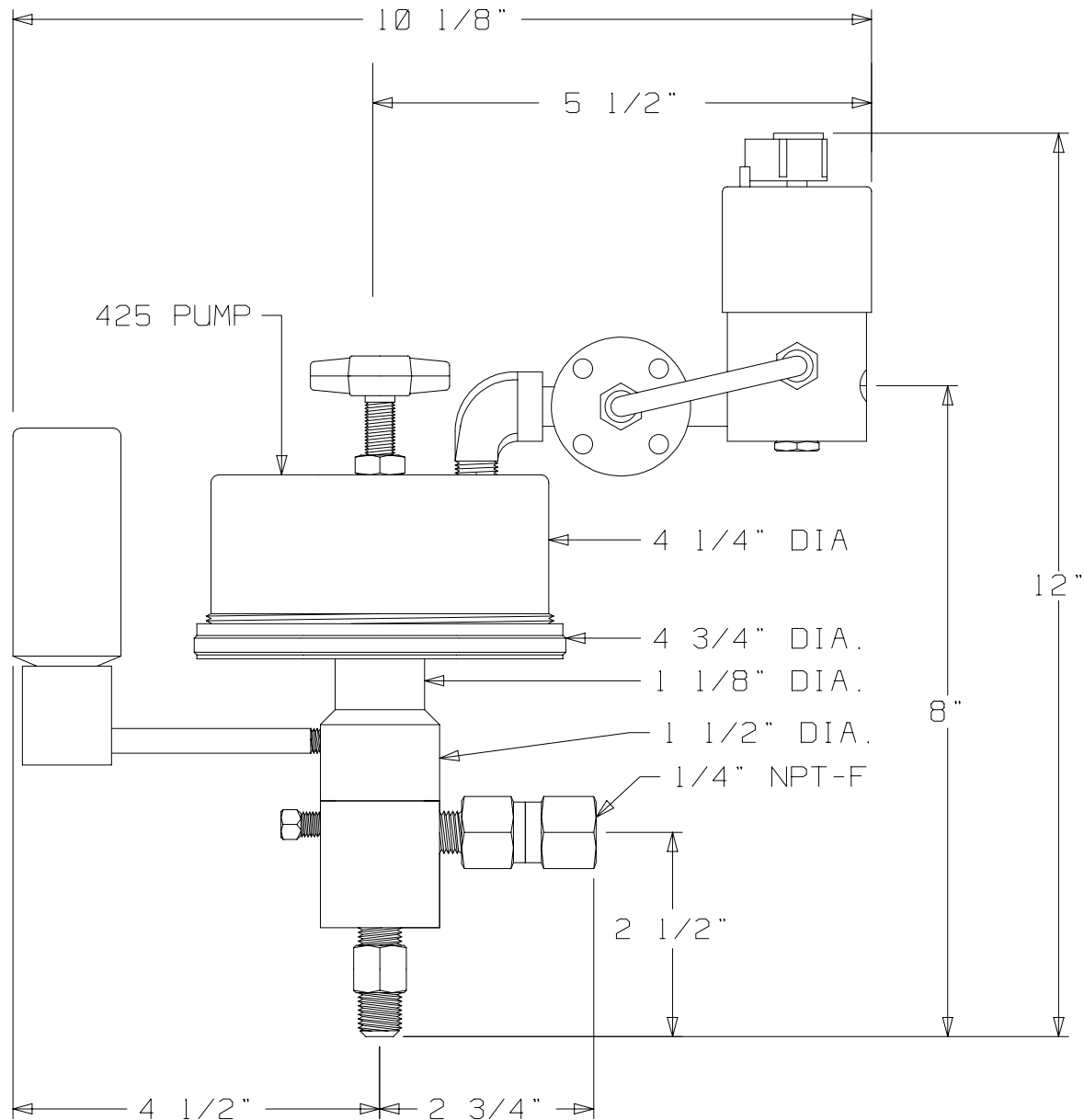


MORGAN PRODUCTS

PNEUMATIC CHEMICAL PUMPS FOR THE GAS AND OIL INDUSTRIES

MODEL 475-TR2-SR1S

AIR ACTUATED POSITIVE DISPLACEMENT PUMP



| MODEL (WITH TIMER) | PUMP DISPLACEMENT | PUMP RATIO | STROKE LENGTH in. - cm. | CONNECTIONS ALL NPT INPUT / OUTPUT | MAXIMUM DISCHARGE PSI - BAR | OUTPUT PER HOUR GAL. / LTS. |
|-----------------------|----------------------|---------------|-------------------------------|--|-----------------------------------|-----------------------------------|
| 475-TR2-SR1S | 3.2cc | 54:1 | 1 - 2.54 | 1/2 - M / 1/4 - F | 8100 - 558 | .25 - 2.5 / .95 - 9.5 |

MORGAN PRODUCTS INC. 28103 Ave. Stanford / Valencia, CA 91355

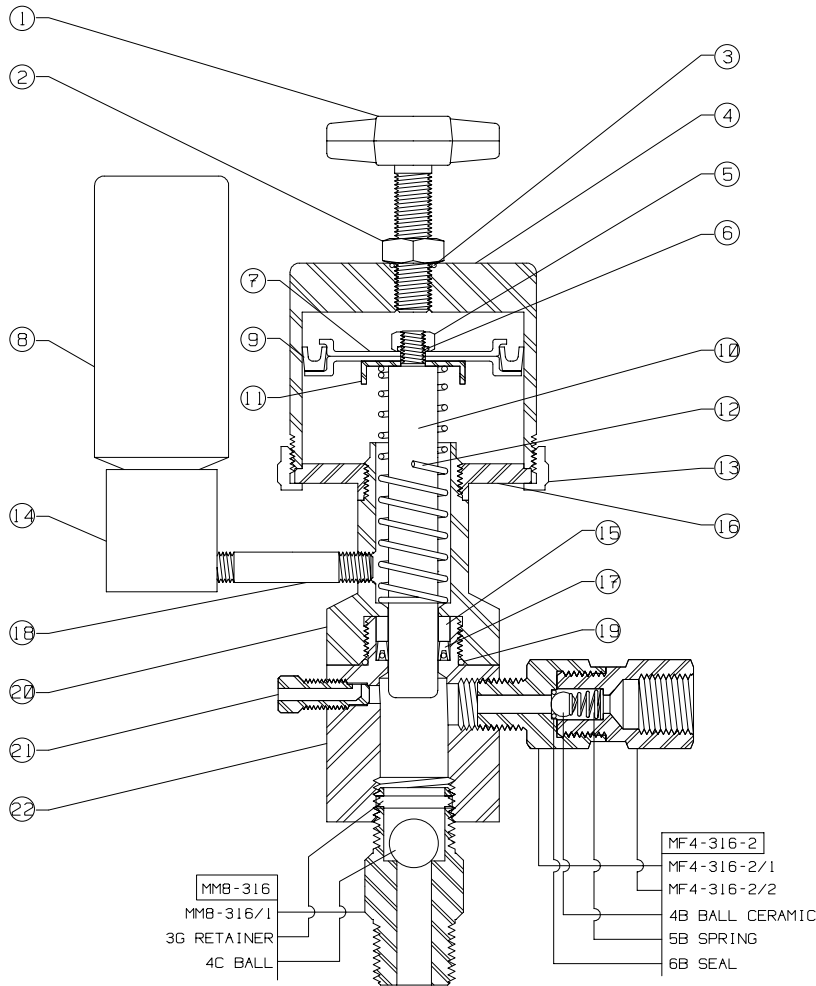
(805) 257-3022 - (800) 421-8910 - FAX (805) 257-3385

www.morganproducts.com - E-Mail info@morganproducts.com

MORGAN PRODUCTS

PNEUMATIC CHEMICAL PUMPS FOR THE GAS AND OIL INDUSTRIES

Parts List Model 275, 375, 475

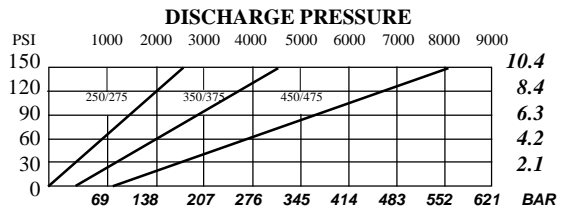
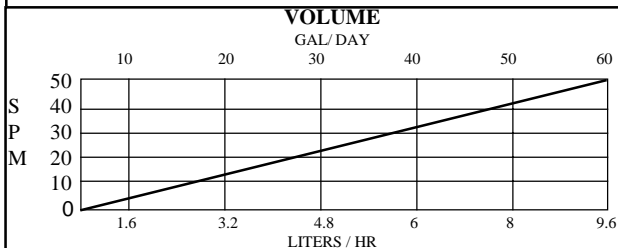


| NO | NAME | PART NO. | PUMP MODEL |
|-----|-------------------|----------------------------|-------------------------------------|
| 1 | Stroke Adjuster | 100-1 | ALL |
| 2 | Locknut | 100-2 | ALL |
| 3 | O-Ring Seal | 100-3 | * ALL |
| 4 | Air Chambers | 200-4 300-4 400-4 | 250/275 350/375 450/475 |
| 5 | Piston Locknut | 100-7 | ALL |
| 6 | O-Ring Seal | 100-11 | * ALL |
| 7 | Pistons | 200-8 300-8 400-8 | 250/275 350/375 450/475 |
| 8 | 2 oz. Oil | 100-24 | ALL |
| 9 | Piston Seals | 200-9 300-9 400-9 | * 250/275 * 350/375 * 450/475 |
| 10 | Plungers: | | |
| | 17-4 TN | 250-15 | * ALL |
| | 316 SS | 275-17 | Optional |
| | Carpenter 20 | 250-18 | Optional |
| 11 | Not Used | | |
| 12 | Return Spring | 250-13 | * ALL |
| 13 | Air Chamber Rings | 200-5 300-5 400-5 | 250/275 350/375 450/475 |
| 14 | Reservoir | 100-25 | ALL |
| 15 | Back Up Ring | 250-19 | * ALL |
| 16 | Faceplates | 200-6 300-6 400-6 | 250/275 350/375 450/475 |
| 17 | Pressure Seals: | | |
| | TG | 250-20 | * ALL |
| | Buna- N | 250-20B | Optional |
| | Viton | 250-20V | Optional |
| | Fluoraz | 250-20F | Optional |
| 18 | Nipples | 200-32 300-32 400-32 | 250/275 350/375 450/475 |
| 19 | O-Ring Seal | 100-21 | * ALL |
| 20 | Oil Chamber | 250-14 | ALL |
| 21 | Bleeder Plugs | 125-22 | ALL |
| 22 | Fluid Chambers | 275-23 | ALL |
| N/S | Elbow | 4000-27 | 450/475 |
| N/S | 1/4-20 Cap Screw | 4000-28 | (2) 450/475 |
| N/S | 1/4 Washer | 4000-29 | (2) 450/475 |
| N/S | 1 oz. Grease | | * ALL |
| | Repair Kits: | | |
| | 17-4 TN Plunger | 250-50 | 250/275 |
| | 350-50 | 350/375 | |
| | 450-50 | 450/475 | |
| | 316 SS Plunger | 275-50 | 250/275 |
| | 375-50 | 350/375 | |
| | 475-50 | 450/475 | |
| | Seal Sets: | | |
| | TG | 250-48 | ALL |
| | Buna- N | 250-48B | ALL |
| | Viton | 250-48V | ALL |
| | Fluoraz | 250-48F | ALL |

* = Included in Repair Kit

INSTALLATION INSTRUCTIONS

1. Discard all red plastic closures.
2. Connect suction check valve, to a gravity fed chemical source.
3. Connect discharge check valve, to process line.
4. Connect a regulated air or gas supply, to the timing relay.
5. Fill oil reservoir with oil provided.
** This must be done BEFORE start up.**
6. Open bleeder valve until chemical flows from bleeder.
7. Set regulator at 10 to 15 psi ABOVE the pressure required.



MORGAN PRODUCTS INC. 28103 Ave. Stanford / Valencia, CA 91355

(805) 257-3022 - (800) 421-8910 - FAX (805) 257-3385